

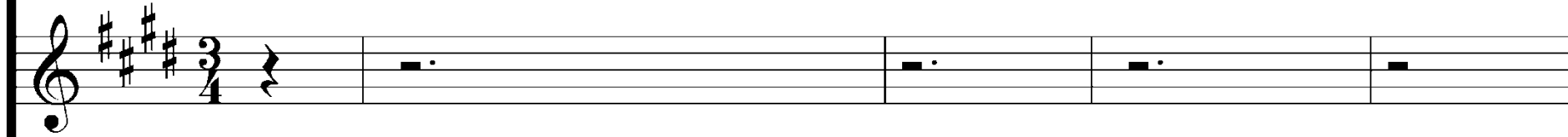


Magnificat

SOPRANO




My soul mag - ni - fies the Lord



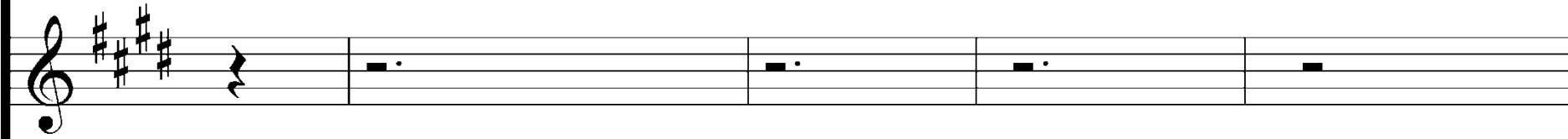
Magnificat

SOPRANO

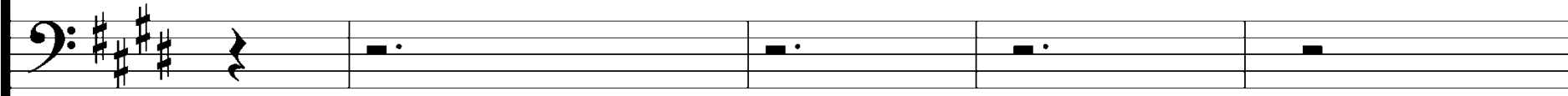


The first staff is a soprano line in treble clef with a key signature of three sharps (F#, C#, G#). It contains the melody for the first phrase of the text. The notes are: G4 (quarter), A4 (quarter), B4 (quarter), A4-G4 (beamed eighth notes), F#4 (quarter), E4 (quarter), D4 (quarter), C4 (quarter), B3 (quarter), A3 (quarter), G3 (quarter), F#3 (quarter), E3 (quarter), D3 (quarter), C3 (quarter), B2 (quarter), A2 (quarter), G2 (quarter).

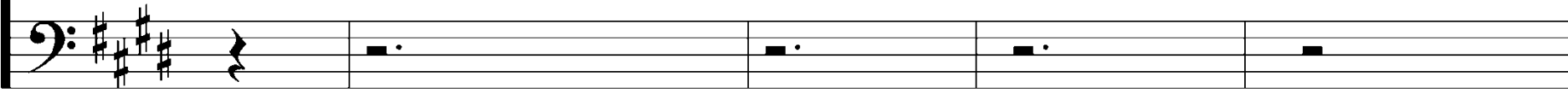
My spir - it re-joic - es in God my Sav - ior.



The second staff is a treble clef line with a key signature of three sharps. It contains rests for the first four measures, corresponding to the lyrics above.



The third staff is a bass clef line with a key signature of three sharps. It contains rests for the first four measures, corresponding to the lyrics above.





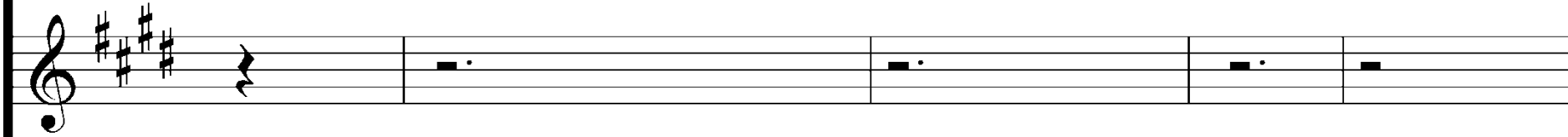
The fourth staff is a bass clef line with a key signature of three sharps. It contains rests for the first four measures, corresponding to the lyrics above.

Magnificat

SOPRANO



My spir - it re - joic - es in God.


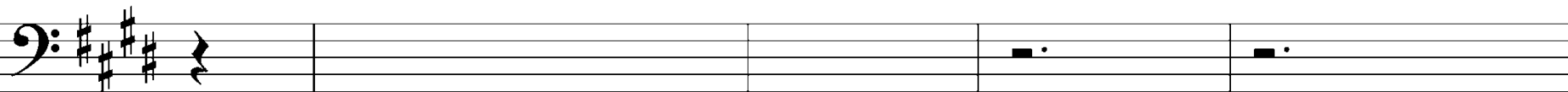



Magnificat

SOPRANO




My soul mag-ni-fies the Lord My





BASS Glo - ry be to God the Fa-ther and

Magnificat

SOPRANO



spir - it re - joic - es in God my Sav - ior.



BASS



glo - ry be to God the Son.

Magnificat

SOPRANO

Musical notation for the Soprano part, first line. It features a treble clef, a key signature of three sharps (F#, C#, G#), and a 4/4 time signature. The melody begins with a quarter note G4, followed by quarter notes A4, B4, and C5. The phrase continues with quarter notes B4, A4, G4, and F#4, ending with a quarter note G4. The lyrics "My spir - it re - joic - es in God." are written below the staff.

My spir - it re - joic - es in God.

Musical notation for the Soprano part, second line. It features a treble clef, a key signature of three sharps (F#, C#, G#), and a 4/4 time signature. The melody consists of a whole note G4, followed by a whole note A4, a whole note B4, and a whole note C5. The lyrics "Glo - ry be to God." are written below the staff.

Musical notation for the Bass part, first line. It features a bass clef, a key signature of three sharps (F#, C#, G#), and a 4/4 time signature. The melody consists of a whole note G3, followed by a whole note A3, a whole note B3, and a whole note C4. The lyrics "Glo - ry be to God." are written below the staff.

BASS

Musical notation for the Bass part, second line. It features a bass clef, a key signature of three sharps (F#, C#, G#), and a 4/4 time signature. The melody begins with a quarter note G3, followed by quarter notes A3, B3, and C4. The phrase continues with quarter notes B3, A3, G3, and F#3, ending with a quarter note G3. The lyrics "Glo - ry be to God." are written below the staff.


Glo - ry be to God.

Magnificat

SOPRANO

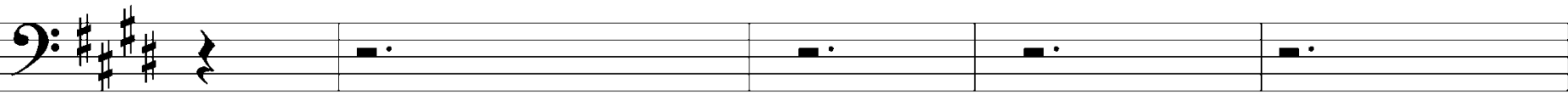
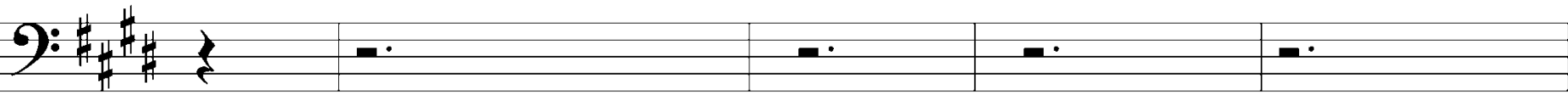


My soul mag - ni - fies the Lord My




ALTO

He has been mind - ful of His ser - vant




BASS



Glo - ry be to God the Fa - ther and

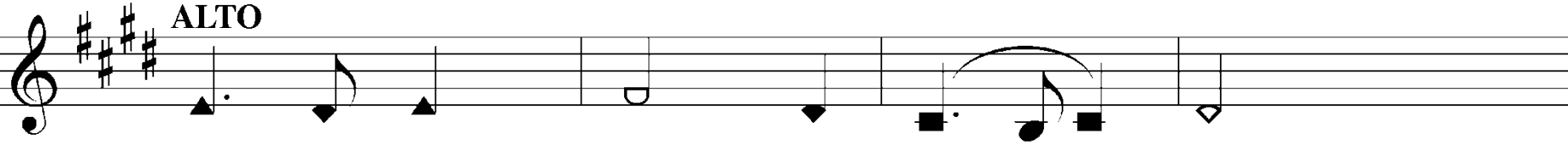
Magnificat

SOPRANO




spir-it re-joic - es in God my Sav - ior.

ALTO



He has been mind - ful of me.



BASS




glo - ry be to God the Son.

Magnificat

SOPRANO

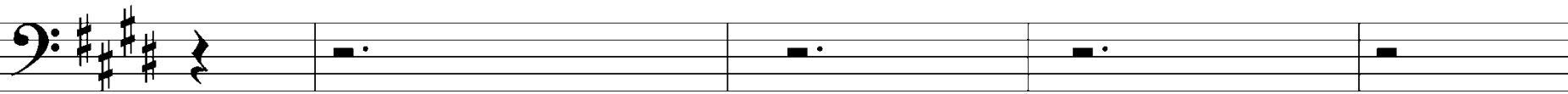


My soul mag-ni-fies the Lord




ALTO

I will be blessed for - ev - er, for-ev-er,




BASS




Glo - ry be to God the Spir-it

Magnificat

SOPRANO

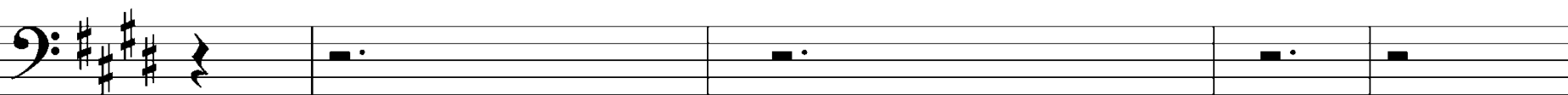


My spir-it re-joic - es in God.




ALTO

I will be blessed by the Lord.




BASS



Glo - ry be to God.


Magnificat

SOPRANO



My soul mag - ni-fies the Lord My

ALTO



He has been mind-ful of His ser-vant

TENOR



God a - lone is might-ty, migh-ty, our

BASS



Glo - ry be to God the Fa-ther and

Magnificat

The image shows a musical score for the Magnificat, consisting of four systems of music and lyrics. Each system includes a vocal line (treble or bass clef) and a corresponding line of lyrics. The key signature is three sharps (F#, C#, G#) and the time signature is 4/4. The lyrics are: "spir-it re-joic - es in God my Sav - ior. He has been mind - ful of me. God a - lone has done great things. glo - ry be to God the Son."

spir-it re-joic - es in God my Sav - ior.

He has been mind - ful of me.

God a - lone has done great things.

glo - ry be to God the Son.

Magnificat

My soul mag - ni - fies the Lord

I will be blessed for - ev - er, for - ev - er,

God a - lone is wor - thy, wor - thy,

Glo - ry be to God the Spir - it

The image shows a musical score for the Magnificat. It consists of four staves. The first staff is a treble clef with a key signature of three sharps (F#, C#, G#) and a common time signature. The lyrics 'My soul mag - ni - fies the Lord' are written below the notes. The second staff is also a treble clef with the same key signature and time signature, with lyrics 'I will be blessed for - ev - er, for - ev - er,'. The third staff is a bass clef with the same key signature and time signature, with lyrics 'God a - lone is wor - thy, wor - thy,'. The fourth staff is also a bass clef with the same key signature and time signature, with lyrics 'Glo - ry be to God the Spir - it'. The music is written in a simple, clear style with standard notation including notes, rests, and bar lines.

Magnificat

My spir-it re-joic - es in God.

I will be blessed by the Lord.

ho - ly is His name.

Glo - ry be to God.

The image shows a musical score for the Magnificat. It consists of four staves. The first two staves are in treble clef, and the last two are in bass clef. The key signature is three sharps (F#, C#, G#). The lyrics are written below the notes. The first line of music is for the first voice part, with lyrics 'My spir-it re-joic - es in God.' The second line is for the second voice part, with lyrics 'I will be blessed by the Lord.' The third line is for the third voice part, with lyrics 'ho - ly is His name.' The fourth line is for the fourth voice part, with lyrics 'Glo - ry be to God.'

Lust:

When Desire Becomes

Dangerous

James 1:13 Let no one say when he is tempted, "I am being tempted by God," for God cannot be tempted with evil, and he himself tempts no one. **14** But each person is tempted when he is lured and enticed by his own desire. **15** Then desire when it has conceived gives birth to sin, and sin when it is fully grown brings forth death.





Mark 7:20 And he said, "What comes out of a person is what defiles him. **21** For from within, out of the heart of man, come evil thoughts, sexual immorality, theft, murder, adultery, **22** coveting, wickedness, deceit, sensuality, envy, slander, pride, foolishness. **23** All these evil things come from within, and they defile a person."





What Should We Do?

*1. Renovate Our
Hearts*

What Should We Do?



*How Do We
Renovate
Our Hearts?*

Understand the nature of lust.

*How Do We
Renovate
Our Hearts?*

Understand the nature of lust.

*Understand the temporary nature of
the world.*

*How Do We
Renovate
Our Hearts?*

1 John 2:15 – Do not love the world or the things in the world. If anyone loves the world, the love of the Father is not in him. **16** For all that is in the world--the desires of the flesh and the desires of the eyes and pride in possessions--is not from the Father but is from the world. **17** And the world is passing away along with its desires, but whoever does the will of God abides forever.



Understand the nature of lust.

*Understand the temporary nature of
the world.*

*How Do We
Renovate
Our Hearts?*

Understand the nature of lust.

Understand the temporary nature of the world.

Understand the end result of lust.

*How Do We
Renovate
Our Hearts?*

Proverbs 5:3 For the lips of a forbidden woman drip honey, and her speech is smoother than oil, **4** but in the end she is bitter as wormwood, sharp as a two-edged sword. **5** Her feet go down to death; her steps follow the path to Sheol;



Understand the nature of lust.

Understand the temporary nature of the world.

Understand the end result of lust.


*How Do We
Renovate
Our Hearts?*

1. Renovate Our Hearts

2. *Guard Our*

Hearts

What Should We Do?



*How Do We
Guard Our
Hearts?*

Think carefully about where our hearts
dwell.

*How Do We
Guard Our
Hearts?*

Think carefully about where our hearts dwell.

Take our thoughts captive.

*How Do We
Guard Our
Hearts?*

